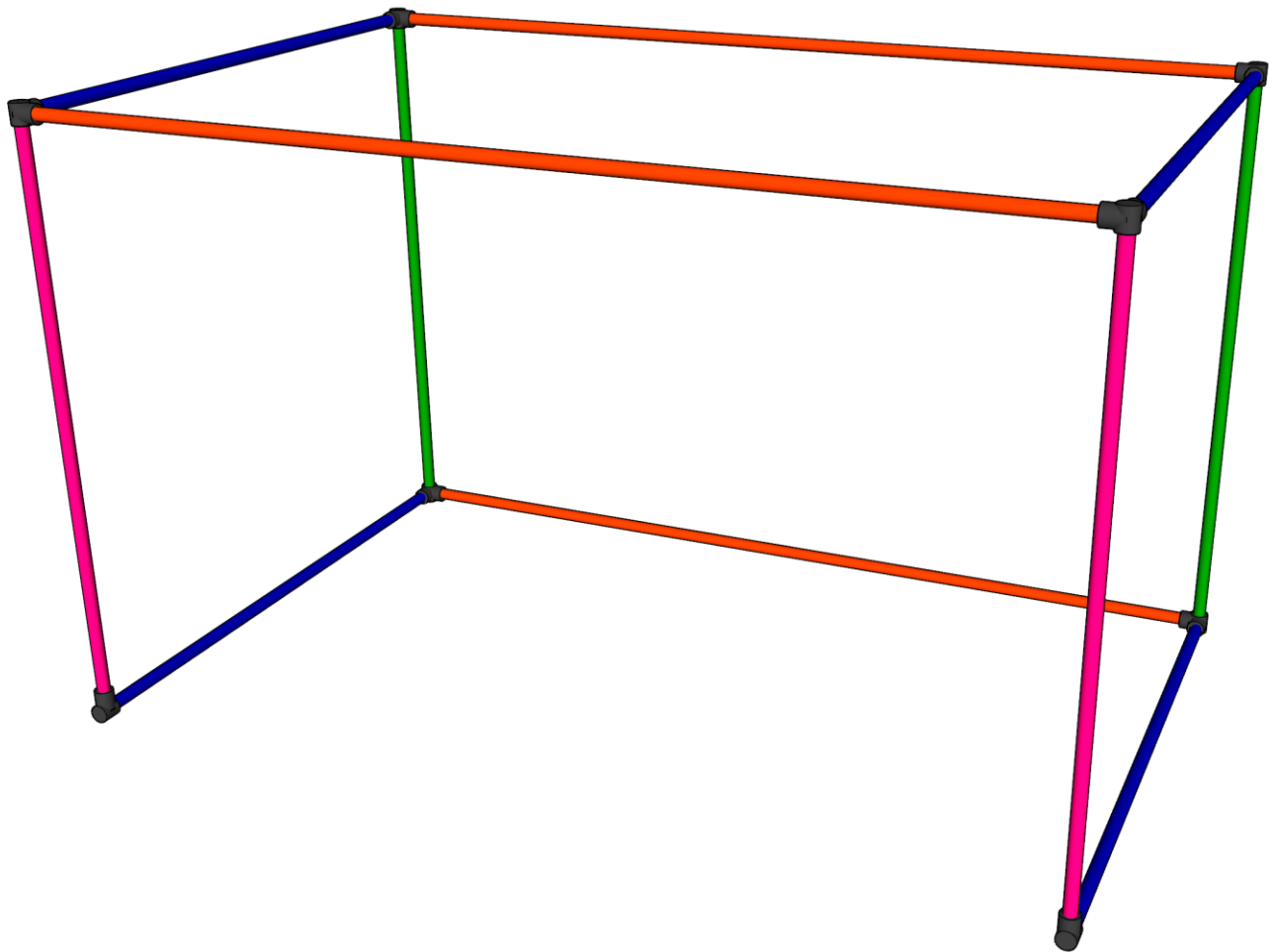


Golf Simulator Installation Guide

Pole Layout



Pole Schedule



PINK = 2520

GREEN = 2550

BLUE = 1380

ORANGE = 3230

Fittings Included

Fittings	QTY	Picture
Three Way Corner	6	
Elbow 90 Degree	2	

IMPORTANT

The vertical poles fully engage the fittings

Refer to below video for fabric installation.

[https://www.golfsimaustralia.com.au](https://www.golfsimaustralia.com.au/support/compactstudioframe)  [support/compactstudioframe](https://www.golfsimaustralia.com.au/support/compactstudioframe)

Refer to PDF for fabric pieces included